

Prepared for:  
**MUSCLE MX LLC**

498 West 8360 South  
Sandy, UT USA 84070

## Muscle MX Recovery CBD Plus Stick

Batch ID or Lot Number: <b>RPS070122</b>	Test, Test ID and Methods: Various	Matrix: Unit	Page 2 of 2
Reported: <b>23Sep2022</b>	Started: 22Sep2022	Received: 19Sep2022	



Testing results are based solely upon the sample submitted to SC Laboratories, Inc., in the condition it was received. SC Laboratories, Inc., warrants that all analytical work is conducted professionally in accordance with all applicable standard laboratory practices using validated methods. Data was generated using an unbroken chain of comparison to NIST traceable Reference Standards and Certified Reference Materials. This report may not be reproduced, except in full, without the written approval of SC Laboratories, Inc. ISO/IEC 17025:2017 Accredited by A2LA. Some tests listed on this COA may not be within our scope of A2LA accreditation. Please visit [A2LA](#) for more details.



Cert #4329.02  
6fc11a789ea84c1cb8c71de96b9715fc.1

Prepared for:  
**MUSCLE MX LLC**

498 West 8360 South  
Sandy, UT USA 84070

## Muscle MX Recovery CBD Plus Stick

Batch ID or Lot Number: <b>RPS070122</b>	Test, Test ID and Methods: Various	Matrix: Unit	Page 1 of 2
Reported: <b>23Sep2022</b>	Started: 22Sep2022	Received: 19Sep2022	

### Cannabinoids


Test ID: T000221561

Methods: TM14 (HPLC-DAD): Potency - Full Spectrum


Analysis, 0.3% THC

	LOD (mg)	LOQ (mg)	Result (mg)	Result (mg/g)	Notes
Cannabichromene (CBC)	4.800	15.973	ND	ND	
Cannabichromenic Acid (CBCA)	4.390	14.610	ND	ND	
Cannabidiol (CBD)	14.342	41.883	1013.008	13.51	
Cannabidiolic Acid (CBDA)	14.710	42.958	ND	ND	
Cannabidivarin (CBDV)	3.392	9.906	ND	ND	
Cannabidivarinic Acid (CBDVA)	6.136	17.920	ND	ND	
Cannabigerol (CBG)	2.725	9.069	ND	ND	
Cannabigerolic Acid (CBGA)	11.393	37.911	ND	ND	
Cannabinol (CBN)	3.555	11.831	ND	ND	
Cannabinolic Acid (CBNA)	7.773	25.865	ND	ND	
Delta 8-Tetrahydrocannabinol (Delta 8-THC)	13.573	45.165	ND	ND	
Delta 9-Tetrahydrocannabinol (Delta 9-THC)	12.327	41.019	ND	ND	
Delta 9-Tetrahydrocannabinolic Acid (THCA-A)	10.921	36.342	ND	ND	
Tetrahydrocannabivarin (THCV)	2.479	8.249	ND	ND	
Tetrahydrocannabivarinic Acid (THCVA)	9.633	32.056	ND	ND	
<b>Total Cannabinoids</b>			<b>1013.008</b>	<b>13.51</b>	
Total Potential THC			ND	ND	
Total Potential CBD			1013.008	13.51	

### Final Approval

 Karen Winternheimer  
23Sep2022  
04:25:00 PM MDT

PREPARED BY / DATE

 Sam Smith  
23Sep2022  
04:35:00 PM MDT

APPROVED BY / DATE



<https://results.botanacor.com/api/v1/coas/uuid/6fc11a78-9ea8-4c1c-b8c7-1de96b9715fc>

### Definitions

LOD = Limit of Detection, ULOQ = Upper Limit of Quantitation, LLOQ = Lower Limit of Quantitation, PPB = Parts per Billion, % = % (w/w) = Percent (weight of analyte / weight of product). ND = None Detected (defined by dynamic range of the method). Total Potential Delta 9-THC or CBD is calculated to take into account the loss of a carboxyl group during decarboxylation step, using the following formulas: Total Potential Delta 9-THC = Delta 9-THC + (Delta 9-THCa \* (0.877)) and Total CBD = CBD + (CBDa \* (0.877)). Fail equates to a concentration level of Delta 9-THC, on a dry weight basis, higher than 0.3 percent + or - the measurement uncertainty. Total Potential THC is calculated using the following formulas to take into account the loss of a carboxyl group during decarboxylation step. Total THC = THC + (THCa \* (0.877)). ALOQ = Above Limit Of Quantitation (defined by dynamic range of the method), CFU/g = Colony Forming Units per Gram. Values recorded in scientific notation, a common microbial practice of expressing numbers that are too large to be conveniently written in decimal form. Examples: 10<sup>2</sup> = 100 CFU, 10<sup>3</sup> = 1,000 CFU, 10<sup>4</sup> = 10,000 CFU, 10<sup>5</sup> = 100,000 CFU.

Testing results are based solely upon the sample submitted to SC Laboratories, Inc., in the condition it was received. SC Laboratories, Inc., warrants that all analytical work is conducted professionally in accordance with all applicable standard laboratory practices using validated methods. Data was generated using an unbroken chain of comparison to NIST traceable Reference Standards and Certified Reference Materials. This report may not be reproduced, except in full, without the written approval of SC Laboratories, Inc. ISO/IEC 17025:2017 Accredited by A2LA. Some tests listed on this COA may not be within our scope of A2LA accreditation. Please visit [A2LA for more details](#).



Cert #4329.02  
6fc11a789ea84c1cb8c71de96b9715fc.1

Prepared for:  
**MUSCLE MX LLC**

498 West 8360 South  
Sandy, UT USA 84070

## Muscle MX Recovery CBD Plus Stick

Batch ID or Lot Number: <b>RPS070122</b>	Test, Test ID and Methods: Various	Matrix: Unit	Page 1 of 4
Reported: <b>04Oct2022</b>	Started: 04Oct2022	Received: 30Sep2022	

### Heavy Metals


Test ID: T000223311  
Methods: TM19 (ICP-MS): Heavy

Metals	Dynamic Range (ppm)	Result (ppm)	Notes
Arsenic	0.04 - 4.34	ND	
Cadmium	0.04 - 4.45	ND	
Mercury	0.05 - 4.51	ND	
Lead	0.04 - 4.33	ND	

### Final Approval

  
Daniel Weidensaul  
04Oct2022  
05:42:00 PM MDT

PREPARED BY / DATE

  
Sam Smith  
04Oct2022  
05:45:00 PM MDT


APPROVED BY / DATE

### Residual Solvents


Test ID: T000223312  
Methods: TM04 (GC-MS): Residual

Solvents	Dynamic Range (ppm)	Result (ppm)	Notes
Propane	76 - 1521	ND	
Butanes (Isobutane, n-Butane)	163 - 3264	ND	
Methanol	57 - 1133	ND	
Pentane	89 - 1782	ND	
Ethanol	93 - 1858	ND	
Acetone	90 - 1802	ND	
Isopropyl Alcohol	96 - 1920	ND	
Hexane	5 - 106	ND	
Ethyl Acetate	91 - 1829	ND	
Benzene	0.2 - 3.8	ND	
Heptanes	93 - 1868	ND	
Toluene	17 - 331	ND	
Xylenes (m,p,o-Xylenes)	122 - 2433	ND	

### Final Approval

  
Sam Smith  
05Oct2022  
03:09:00 PM MDT

PREPARED BY / DATE

  
Daniel Weidensaul  
05Oct2022  
03:11:00 PM MDT

APPROVED BY / DATE

Prepared for:  
**MUSCLE MX LLC**

498 West 8360 South  
Sandy, UT USA 84070

## Muscle MX Recovery CBD Plus Stick

Batch ID or Lot Number: <b>RPS070122</b>	Test, Test ID and Methods: Various	Matrix: Unit	Page 2 of 4
Reported: <b>04Oct2022</b>	Started: 04Oct2022	Received: 30Sep2022	

## Microbial Contaminants


Test ID: T000223310

Methods: TM25 (PCR) TM24, TM26, TM27 (Culture Plating)

	Method	LOD	Quantitation Range	Result	Notes
STEC	TM25: PCR	10 <sup>0</sup> CFU/25g	NA	Absent	Free from visual mold, mildew, and foreign matter
<i>Salmonella</i>	TM25: PCR	10 <sup>0</sup> CFU/25g	NA	Absent	
Total Yeast and Mold*	TM24: Culture Plating	10 <sup>1</sup> CFU/g	1.0x10 <sup>2</sup> - 1.5x10 <sup>4</sup>	None Detected	
Total Aerobic Count*	TM26: Culture Plating	10 <sup>2</sup> CFU/g	1.0x10 <sup>3</sup> - 1.5x10 <sup>5</sup>	<LLOQ	
Total Coliforms*	TM27: Culture Plating	10 <sup>1</sup> CFU/g	1.0x10 <sup>2</sup> - 1.5x10 <sup>4</sup>	None Detected	

### Final Approval

  
Brianne Maillot  
06Oct2022  
03:56:00 PM MDT  
PREPARED BY / DATE

  
Courtney Richards  
06Oct2022  
04:37:00 PM MDT  
APPROVED BY / DATE


## Mycotoxins


Test ID: T000223313

Methods: TM18 (UHPLC-QQQ)  
LCMS/MS: Mycotoxins

	Dynamic Range (ppb)	Result (ppb)	Notes
Ochratoxin A	2.88 - 137.77	ND	N/A
Aflatoxin B1	1.06 - 34.41	ND	
Aflatoxin B2	1.16 - 34.24	ND	
Aflatoxin G1	1.13 - 34.74	ND	
Aflatoxin G2	1.13 - 35.37	ND	
Total Aflatoxins (B1, B2, G1, and G2)		ND	

### Final Approval

  
Samantha Smith  
07Oct2022  
07:03:00 AM MDT  
PREPARED BY / DATE

  
Karen Winternheimer  
07Oct2022  
07:07:00 AM MDT  
APPROVED BY / DATE

Prepared for:  
**MUSCLE MX LLC**  
498 West 8360 South  
Sandy, UT USA 84070

## Muscle MX Recovery CBD Plus Stick

Batch ID or Lot Number: <b>RPS070122</b>	Test, Test ID and Methods: Various	Matrix: Unit	Page 3 of 4
Reported: <b>04Oct2022</b>	Started: 04Oct2022	Received: 30Sep2022	


### Pesticides


Test ID: T000223309

Methods: TM17

(LC-QQ LC MS/MS)	Dynamic Range (ppb)	Result (ppb)		Dynamic Range (ppb)	Result (ppb)	
Abamectin	343 - 2633	ND		Malathion	287 - 2726	ND
Acephate	40 - 2824	ND		Metalaxyl	44 - 2746	ND
Acetamiprid	42 - 2765	ND		Methiocarb	41 - 2930	ND
Azoxystrobin	50 - 2663	ND		Methomyl	37 - 2798	ND
Bifenazate	46 - 2726	ND		MGK 264 1	194 - 1566	ND
Boscalid	47 - 2837	ND		MGK 264 2	118 - 1126	ND
Carbaryl	41 - 2776	ND		Myclobutanil	47 - 2800	ND
Carbofuran	44 - 2712	ND		Naled	55 - 2715	ND
Chlorantraniliprole	47 - 2847	ND		Oxamyl	41 - 2767	ND
Chlorpyrifos	51 - 2754	ND		Paclobutrazol	47 - 2699	ND
Clofentezine	310 - 2221	ND		Permethrin	308 - 2693	ND
Diazinon	293 - 2768	ND		Phosmet	48 - 2711	ND
Dichlorvos	273 - 2757	ND		Prophos	280 - 2761	ND
Dimethoate	41 - 2727	ND		Propoxur	44 - 2742	ND
E-Fenpyroximate	288 - 2736	ND		Pyridaben	287 - 2748	ND
Etofenprox	49 - 2709	ND		Spinosad A	42 - 2135	ND
Etoxazole	291 - 2747	ND		Spinosad D	51 - 488	ND
Fenoxycarb	50 - 2707	ND		Spiromesifen	249 - 2787	ND
Fipronil	73 - 2722	ND		Spirotetramat	296 - 2679	ND
Flonicamid	53 - 2734	ND		Spiroxamine 1	17 - 1222	ND
Fludioxonil	293 - 2884	ND		Spiroxamine 2	23 - 1628	ND
Hexythiazox	42 - 2757	ND		Tebuconazole	292 - 2768	ND
Imazalil	248 - 2765	ND		Thiacloprid	42 - 2739	ND
Imidacloprid	51 - 2858	ND		Thiamethoxam	41 - 2737	ND
Kresoxim-methyl	50 - 2750	ND		Trifloxystrobin	53 - 2624	ND

### Final Approval

  
Sam Smith  
10Oct2022  
07:15:00 PM MDT  
PREPARED BY / DATE

  
Karen Winternheimer  
10Oct2022  
07:19:00 PM MDT  
APPROVED BY / DATE

Prepared for:  
**MUSCLE MX LLC**

498 West 8360 South  
Sandy, UT USA 84070

## Muscle MX Recovery CBD Plus Stick

Batch ID or Lot Number: <b>RPS070122</b>	Test, Test ID and Methods: Various	Matrix: Unit	Page 4 of 4
Reported: <b>04Oct2022</b>	Started: 04Oct2022	Received: 30Sep2022	



<https://results.botanacor.com/api/v1/coas/uuid/45a2a08e-70cb-4c74-a37c-de51d9a51097>

**Definitions**  
LOD = Limit of Detection, ULOQ = Upper Limit of Quantitation, LLOQ = Lower Limit of Quantitation, PPB = Parts per Billion, % = % (w/w) = Percent (weight of analyte / weight of product). ND = None Detected (defined by dynamic range of the method). Total Potential Delta 9-THC or CBD is calculated to take into account the loss of a carboxyl group during decarboxylation step, using the following formulas: Total Potential Delta 9-THC = Delta 9-THC + (Delta 9-THCa  $\times$  (0.877)) and Total CBD = CBD + (CBDa  $\times$  (0.877)). Fail equates to a concentration level of Delta 9-THC, on a dry weight basis, higher than 0.3 percent + or - the measurement uncertainty. Total Potential THC is calculated using the following formulas to take into account the loss of a carboxyl group during decarboxylation step. Total THC = THC + (THCa  $\times$  (0.877)). ALOQ = Above Limit Of Quantitation (defined by dynamic range of the method), CFU/g = Colony Forming Units per Gram. Values recorded in scientific notation, a common microbial practice of expressing numbers that are too large to be conveniently written in decimal form. Examples:  $10^2$  = 100 CFU,  $10^3$  = 1,000 CFU,  $10^4$  = 10,000 CFU,  $10^5$  = 100,000 CFU.

Testing results are based solely upon the sample submitted to SC Laboratories, Inc., in the condition it was received. SC Laboratories, Inc., warrants that all analytical work is conducted professionally in accordance with all applicable standard laboratory practices using validated methods. Data was generated using an unbroken chain of comparison to NIST traceable Reference Standards and Certified Reference Materials. This report may not be reproduced, except in full, without the written approval of SC Laboratories, Inc. ISO/IEC 17025:2017 Accredited by A2LA. Some tests listed on this COA may not be within our scope of A2LA accreditation. Please visit [A2LA for more details](#).



Cert #4329.02  
45a2a08e70cb4c74a37cde51d9a51097.1